

# Series H8000 dual seal super-rapid fittings



Tube external diameters: 4, 6, 8, 10, 12, 14, 16 mm

Fittings threads: BSP (G1/8, G1/4, G3/8, G1/2)



**Series H8000 fittings are designed to be used in particularly dirty and dusty working environments. The patented system with double tightening on the tube guarantees a highly reliable connection and avoids any risk of leakage.**

The special shape of the collar prevents the entry of impurities inside the fitting, guaranteeing performance over time, retention of the tube and easy connection and release.

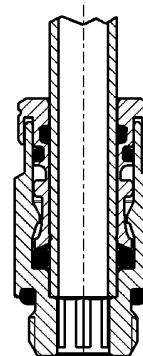
Series H8000 fittings have a brass body, FKM seals for high temperatures (EPDM and NBR seals are also available) and can be used with pressures between -0.9 and 60 bar.

- » Protection against dust and debris
- » Silicone free
- » Suitable for vacuum
- » Also suitable for metal tubes

## GENERAL DATA

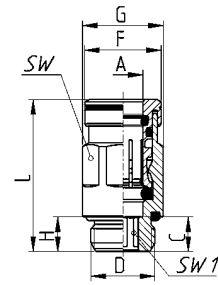
<b>Materials</b>	body: nickel-plated brass Gripper: nickel-plated brass Seals: FKM (EPDM and NBR upon request)
<b>Threads</b>	Gas cylindrical ISO-228 (BSP)
<b>Working pressure</b>	-0.9 bar ÷ 60 bar The Series H8000 fittings can withstand a maximum pressure of 60 bar. However, the tube used might affect or limit the operating pressure considerably.
<b>Tube to connect</b>	Polyamide (PA) 6 - 11 - 12, PU, Hytrel Polyester, PTFE and metal tubes (properly shaped)
<b>Diameters</b>	Ø 4, 6, 8, 10, 12, 14, 16 mm
<b>Fluid</b>	All fluids compatible with the fitting materials requiring a leak-tight seal, e.g. water. For other fluids, please contact our technicians.
<b>Temperature</b>	With FKM seals (standard): -15°C ÷ 200°C (dry air) With EPDM (upon request): -40°C ÷ 110°C With NBR seals (upon request): -20°C ÷ 80°C

## Fitting with connecting tube



## Fittings Mod. H8512

### BSP Male Connector

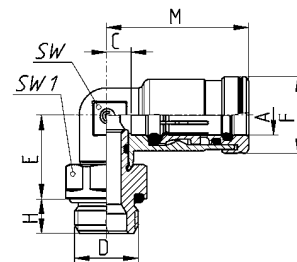


#### DIMENSIONS

Mod.	A	D	C	F	G	H	L	SW	SW1	Weight (g)
H8512 4-1/8-V	4	G1/8	5	10.5	13.5	6	23.5	12	2.5	17
H8512 6-1/8-V	6	G1/8	5	13.5	13.5	6	27	12	4	18
H8512 6-1/4-V	6	G1/4	6	13.5	16.4	7	28	15	4	27.5
H8512 8-1/8-V	8	G1/8	8.5	15.5	16.4	6	32	15	6	23
H8512 8-1/4-V	8	G1/4	7	15.5	16.4	7	31	15	6	27
H8512 8-3/8-V	8	G3/8	5	15.5	20.5	7	29	15	6	42
H8512 10-1/8-V	10	G1/8	8.5	18	18.5	7	35	17	5	33.5
H8512 10-1/4-V	10	G1/4	10	18	18.5	7	36.5	17	7	35.5
H8512 10-3/8-V	10	G3/8	4.5	18	20.5	7	31	19	8	42
H8512 10-1/2-V	10	G1/2	4.5	18	24.8	8	31	22	8	63
H8512 12-1/4-V	12	G1/4	10.1	20	20.5	7	37	19	7	38.5
H8512 12-3/8-V	12	G3/8	4.6	20	20.5	7	32	19	9	35
H8512 12-1/2-V	12	G1/2	5.6	20	24.8	8	33	22	9	56
H8512 14-3/8-V	14	G3/8	9.9	22	24.5	7	38	22	10	54
H8512 14-1/2-V	14	G1/2	5.4	22	24.8	8	34	22	10	53
H8512 16-3/8-V	16	G3/8	9.8	25.5	26.5	7	43	24	10	67
H8512 16-1/2-V	16	G1/2	10.3	25.5	26.5	8	43.5	24	12	78

## Fittings Mod. H8522

### BSP Swivel Male Elbow

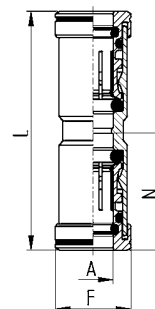


#### DIMENSIONS

Mod.	A	D	C	E	F	H	M	SW	SW1	Weight (g)
H8522 4-1/8-V	4	G1/8	3	14.5	10.5	6	22	9	12	19.5
H8522 6-1/8-V	6	G1/8	4	15	13.5	6	26	10	12	25
H8522 6-1/4-V	6	G1/4	4	16	13.5	7	26	10	15	31.5
H8522 8-1/8-V	8	G1/8	5	16	15.5	6	29	12	12	30
H8522 8-1/4-V	8	G1/4	5	17	15.5	7	29	12	15	37.5
H8522 8-3/8-V	8	G3/8	5	17	15.5	7	29	12	19	47
H8522 10-1/8-V	10	G1/8	6	19.5	18	7	32.5	13	14	40
H8522 10-1/4-V	10	G1/4	5	19.5	18	7	32.5	13	15	44
H8522 10-3/8-V	10	G3/8	5	19.5	18	7	32.5	13	19	55
H8522 10-1/2-V	10	G1/2	6	19.5	18	8	32.5	13	22	66
H8522 12-1/4-V	12	G1/4	7	20.5	20	7	34	15	17	55
H8522 12-3/8-V	12	G3/8	7	20.5	20	7	34	15	19	60
H8522 12-1/2-V	12	G1/2	7	21.5	20	8	34	15	22	71
H8522 14-3/8-V	14	G1/4	8	21.5	22	7	36	17	19	65.5
H8522 14-1/2-V	14	G1/2	8	22.5	22	8	36	17	22	76.5

## Fittings Mod. H8580

### Union Connector

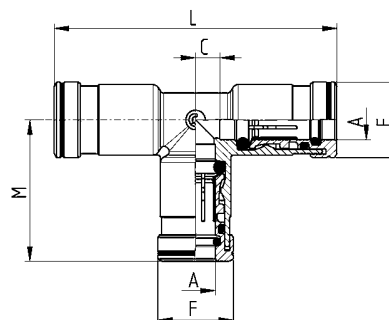


#### DIMENSIONS

Mod.	A	F	N	L	Weight (g)
H8580 4-V	4	10.5	19	38	18.5
H8580 6-V	6	13.5	22	45	26.5
H8580 8-V	8	15.5	24	49	35
H8580 10-V	10	18	26.5	54	49.5
H8580 12-V	12	20	27	55	58
H8580 14-V	14	22	28	58.5	68.5

## Fittings Mod. H8540

### Tee Connector

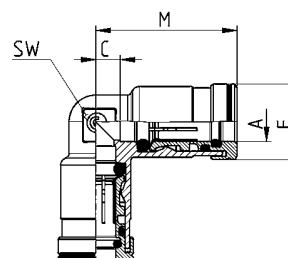


#### DIMENSIONS

Mod.	A	C	F	M	L	Weight (g)
H8540 4-V	4	3	10.5	22	44	28
H8540 6-V	6	4	13.5	26	52	43
H8540 8-V	8	5	15.5	29	58	55
H8540 10-V	10	6	18	32.5	64	78
H8540 12-V	12	7	20	34	67	90
H8540 14-V	14	8	22	36	72	110

## Fittings Mod. H8550

### Elbow Connector



#### DIMENSIONS

Mod.	A	C	F	M	SW	Weight (g)
H8550 4-V	4	3	10.5	22	9	20
H8550 6-V	6	4	13.5	26	10	30
H8550 8-V	8	5	15.5	29	12	40
H8550 10-V	10	6	18	32.5	-	54
H8550 12-V	12	7	20	34	-	64
H8550 14-V	14	8	22	36	-	79