

Anaerobic Threadsealant

Permabond
Engineering Adhesives



Features & Benefits

- Does not creep or shrink
- Improved stress distribution
- No shimming effect
- No loose particles to clog oilways etc.
- WRAS listed for contact with wholesome (potable) water

Description

Permabond® A136 is an anaerobic material designed for making 'formed in situ' gaskets between metal surfaces. It is capable of replacing a wide range of conventional gaskets thereby offering potential for reduced stock holdings. By allowing surface to surface contact, load transmission can be improved. As the product does not shrink, creep or relax after curing, no bolt re-tightening is required. Its excellent chemical resistance allows its use with a wide variety of gases and liquids.

Physical Properties of Uncured Adhesive

Chemical composition	Acrylic
Appearance	Red
Viscosity @ 25°C	2rpm: 75,000 mPa.s (cP) 20rpm: 18,000 mPa.s (cP)
Specific Gravity	1.1
UV fluorescence	Yes

Typical Curing Properties

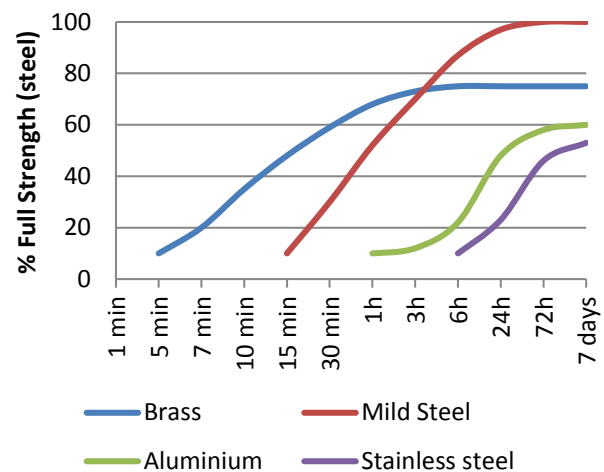
Maximum gap fill	0.5 mm 0.02 in
Time taken to reach handling strength (M10 steel) @23°C	<30 minutes*
Time taken to reach working strength (M10 steel) @23°C	2 hours
Full strength (M10 steel) @23°C	24 hours

*Handling time at 23°C / 73°F. Copper and its alloys will make the adhesive cure more quickly, while oxidised or passivated surfaces (like stainless steel) will reduce cure speed. To reduce curing time, use Permabond activator A905 or ASC10 alternatively, increasing the curing temperature will reduce curing time.

The information given and the recommendations made herein are based on our research and are believed to be accurate but no guarantee of their accuracy is made. In every case we urge and recommend that purchasers before using any product in full-scale production make their own tests to determine to their own satisfaction whether the product is of acceptable quality and is suitable for their particular purpose under their own operating conditions. THE PRODUCTS DISCLOSED HEREIN ARE SOLD WITHOUT ANY WARRANTY AS TO MERCHANTABILITY OR FITNESS FOR A PARTICULAR PURPOSE OR ANY OTHER WARRANTY, EXPRESS OR IMPLIED.

No representative of ours has any authority to waive or change the foregoing provisions but, subject to such provisions, our engineers are available to assist purchasers in adapting our products to their needs and to the circumstances prevailing in their business. Nothing contained herein shall be construed to imply the non-existence of any relevant patents or to constitute a permission, inducement or recommendation to practice any invention covered by any patent, without authority from the owner of this patent. We also expect purchasers to use our products in accordance with the conditions of sale of the Chemical Manufacturers Association's Patent Policy.

Strength Development

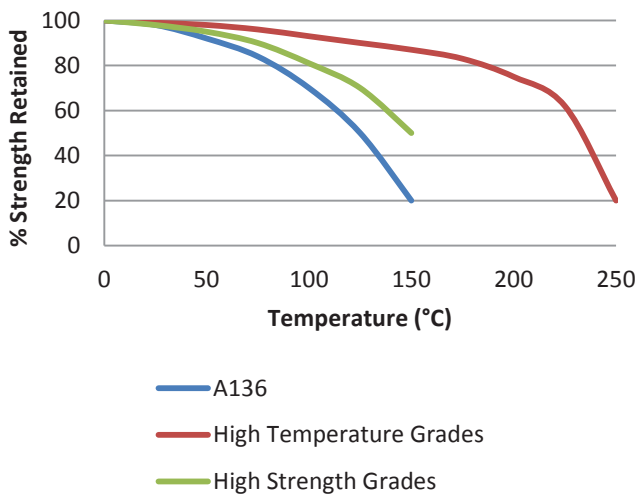


*Cure times are typical at 23°C. Copper and its alloys will follow the faster cure while oxidised or passivated surfaces like stainless steel will tend towards the slower curve. Lower temperatures or large gaps will tend to extend the cure time. To reduce the cure time the use of Permabond A905, ASC10, or heat can be considered.

Typical Performance of Cured Adhesive

Torque strength (M10 steel ISO10964)	Break 10 N·m 90 in.lb Prevail 8 N·m 70 in.lb
Shear strength (steel collar & pin ISO10123)	12 MPa 1700 psi
Coefficient of thermal expansion	90 x 10 ⁻⁶ mm/mm/°C
Dielectric strength	11 kV/mm
Thermal conductivity	0.19 W/(m.K)

Hot Strength



"Hot strength" Breakaway strength on M10 Zinc plated bolts according to ISO 10964. Cured at 23°C for 24 hours then conditioned for 30 minutes at testing temperature.

A136 can withstand higher temperatures for brief periods (such as for paint baking and wave soldering processes) providing the joint is not unduly stressed. The minimum temperature the cured adhesive can be exposed to is -55°C (-65°F) depending on the materials being bonded.

Surface Preparation

Though the anaerobic adhesives will tolerate a slight degree of surface contamination, best results are obtained on clean, dry and grease free surfaces. The use of a suitable solvent-based cleaner (such as acetone or isopropanol) is recommended.

In general, roughened surfaces (~25µm) give higher bond strengths than polished or ground surfaces.

To reduce the curing time, especially on inactive surfaces (such as zinc, aluminium and stainless steel), the use of Permabond A905 or ASC10 can be considered.

Directions for Use

- 1) Apply as a bead, by roller, silkscreen or stencil. Ensure all potential leak paths such as flange bolt holes are encircled.
- 2) Removal: use normal tools to prise the surfaces apart.
- 3) Ensure old adhesive is removed before reassembling the parts.

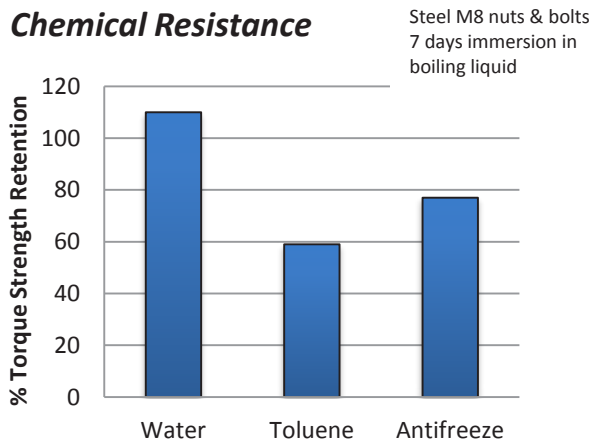
Video Link

Gasketmaker directions for use:

<https://youtu.be/BwrmjKFeSbc>



Chemical Resistance



This product is not recommended for use in contact with oxygen, oxygen rich systems and other strong oxidizing materials. This product may adversely affect some thermoplastics and users must check compatibility of the product with such substrates before using.

Storage & Handling

Storage Temperature

5 to 25°C (41 to 77°F)

Users are reminded that all materials, whether innocuous or not, should be handled in accordance with the principles of good industrial hygiene. Full information can be obtained from the Safety Data Sheet.

This Technical Datasheet (TDS) offers guideline information and does not constitute a specification.

The information given and the recommendations made herein are based on our research and are believed to be accurate but no guarantee of their accuracy is made. In every case we urge and recommend that purchasers before using any product in full-scale production make their own tests to determine to their own satisfaction whether the product is of acceptable quality and is suitable for their particular purpose under their own operating conditions. THE PRODUCTS DISCLOSED HEREIN ARE SOLD WITHOUT ANY WARRANTY AS TO MERCHANTABILITY OR FITNESS FOR A PARTICULAR PURPOSE OR ANY OTHER WARRANTY, EXPRESS OR IMPLIED.

No representative of ours has any authority to waive or change the foregoing provisions but, subject to such provisions, our engineers are available to assist purchasers in adapting our products to their needs and to the circumstances prevailing in their business. Nothing contained herein shall be construed to imply the non-existence of any relevant patents or to constitute a permission, inducement or recommendation to practice any invention covered by any patent, without authority from the owner of this patent. We also expect purchasers to use our products in accordance with the guiding principles of the Chemical Manufacturers Association's Responsible Care® program.