

180°C Level Switches



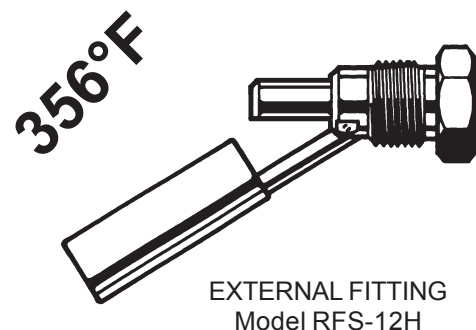
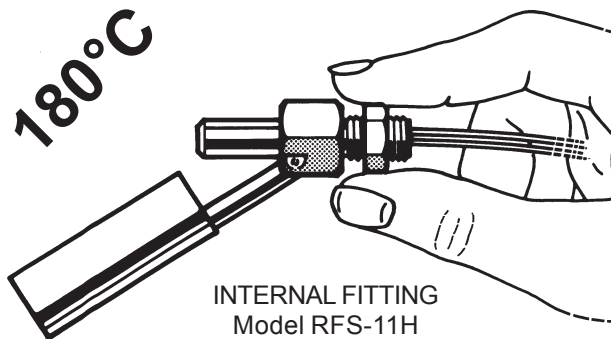
- All Stainless Steel
- High temp. 180°C
- Rugged hinge
- Optional DIN Plug
- 1/8" or 1/2" thread
- Internal or external assembly
- Compact design

This is the lowest price, high temperature, all stainless steel, side entry level switch available in the U.K!

REED SWITCH PROTECTION

When a reed-switch is used on an inductive load e.g. a relay - the current surge which flows back to the reed-switch (back EMF) can cause the reed switch to fail.

Fitting a suppressor either "in-line" or "across" the relay coil can help protect the reed-switch.



Stainless steel level switches

FITTING

The RFS-11H is assembled from inside the tank or vessel after first drilling a 3/8" (10mm) clearance hole in the tank wall.

The RFS-12H has a 1/2"NPT tapered thread, which is almost indistinguishable from 1/2"BSPT.

This switch can be fitted from outside the tank by screwing it into a 10mm (max) deep, threaded boss.

Both switches can be rotated through 180° to give either Normally Open or Normally Closed contacts.

PROTECTION

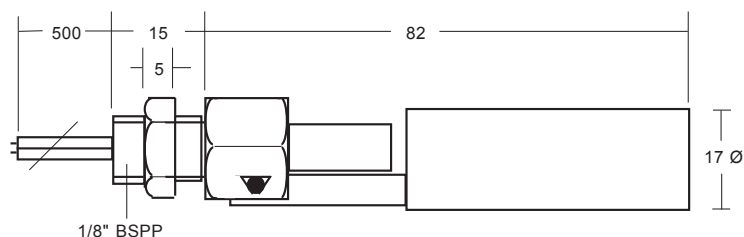
For inductive loads, such as relays etc, we strongly recommend that a PVL suppressor be used to protect the reed switch from back EMF.

See front of this DataFax.

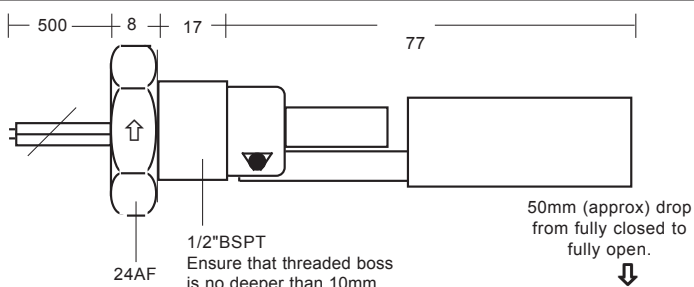
CUSTOM DESIGNS

Please contact our sales department for further information on our '10 day' delivery, multi-level switches.

DIMENSIONS - RFS-11H (Internal fitting)



DIMENSIONS - RFS-12H (External fitting with flying leads)



SPECIFICATION - RFS-11H, & RFS-12H

Contact rating	50 VA	Temp range	-40°C to +180°C
Max switching voltage	300Vac	Max pressure	5 bar
Max switching current	0.5A AC/DC	Float SG	0.70 ± 0.04
Dielectric strength	600 V DC	Material (all s/steel)	Float = 316; Body =304 grade
Contact resistance	200 mOhms	Thread (Internal type)	1/8" BSP
Insulation resistance	10 mOhms	Thread (External type)	1/2" BSPT