
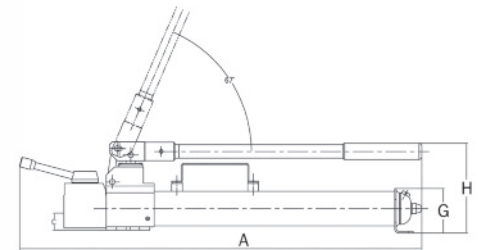




EPA-10521

EPA-10921A



Double Acting


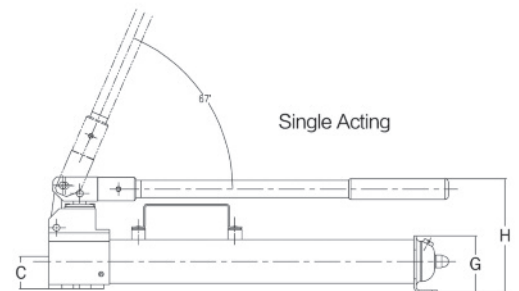
EPA-SERIES HAND PUMPS

▶ Features

- ◆ High strength alloy steel, engineered for use in extreme environment.
- ◆ Compact, easy to carry.
- ◆ User friendly design.
- ◆ Built-in safety valve.
- ◆ Used for various cylinders and tools.



EPA-11621



Single Acting

Used With Cylinder	Model	Speed	Usable Oil Volume	Pressure rating		Oil output per stroke		Handle Force	Output Oil Thread	Weight
				1 st stage	2 ^{ed} stage	1 st stage	2 ^{ed} stage			
				in ³	psi	psi	in ³			
Single Acting	EPA-10521 ★	Double	20	200	10,000	0.48	0.05	77	3/8-18NPT	4.8
	EPA-10921A	Double	55	360	10,000	2.038	0.201	108	3/8-18NPT	16.06
	EPA-12321A	Double	140	360	10,000	2.038	0.201	108	3/8-18NPT	22.22
	EPA-11621	Double	98	360	10,000	1.93	0.19	95	3/8-18NPT	24
Double Acting	EPA-10922A	Double	55	360	10,000	2.038	0.201	108	3/8-18NPT	19.36
	EPA-12322A	Double	140	360	10,000	2.038	0.201	108	3/8-18NPT	25.52

★ EPA 10521: Aluminum Hand Pump

Model	A	B	C	D	E	F	G	H
	in	in	in	in	in	in	in	in
EPA-10521	13.2	/	/	1.1	3.7	/	/	5.6
EPA-10921A	22.93	19.88	1.85	4.25	5.12	3.23	3.23	6.50
EPA-12321A	22.93	19.88	1.85	4.92	5.43	/	3.25	6.34
EPA-10922A	29.09	20.00	1.14	4.25	4.25	3.23	3.23	6.50
EPA-12322A	29.09	20.00	1.14	4.92	4.25	/	3.25	6.34
EPA-11621	28.8	19.9	1.61	5.5	4.7	3.9	3.3	6.3

